

The Original Heavy-Duty Pipe Wrench

RIDGID®, the world's leading manufacturer of pipe working tools, produces today millions of pipe wrenches with types and sizes to fit every application. All current RIDGID® wrenches are based on the same timeless design as the original RIDGID® Heavy-Duty wrench dating from 1923. Often copied, but has never been improved upon. RIDGID® leads the way.



No. 14

Straight Pipe Wrench

- Sturdy, cast-iron housing.
- I-beam handle with full floating hook jaw.
- Nonstick adjustment nut.
- Replaceable heat-treated hook and heel jaws.

Cat. No.	Model No.	Size		Pipe Capacity		Weight kg	Std. Pack
		Inch	mm	Inch	mm O.D.		
31000	6	6	150	3/4	27	0,2	6
31005	8	8	200	1	34	0,3	6
31010	10	10	250	1 1/2	48	0,8	6
31015	12	12	300	2	60	1,2	6
31020	14	14	350	2	60	1,6	6
31025	18	18	450	2 1/2	76	2,6	6
31030	24	24	600	3	89	4,4	6
31035	36	36	900	5	141	8,7	1
31040	48	48	1200	6	168	15,6	1
31045	60	60	1500	8	219	23,3	1



No. E-14

End Pipe Wrench

- Assures a fast and easy grip for pipe working in restricted spaces or close to a wall.

Cat. No.	Model No.	Size		Pipe Capacity		Weight kg	Std. Pack
		Inch	mm	Inch	mm O.D.		
31050	E-6	6	150	3/4	27	0,2	6
31055	E-8	8	200	1	34	0,3	6
31060	E-10	10	250	1 1/2	48	0,8	6
31065	E-12	12	300	2	60	1,2	6
31070	E-14	14	350	2	60	1,6	6
31075	E-18	18	450	2 1/2	76	2,6	6
31080	E-24	24	600	3	89	4,4	6
31085	E-36	36	900	5	141	8,7	1



No. 14

Heavy-Duty Offset Pipe Wrench

- Features a jaw opening parallel to the handle and a narrower hook jaw head which provides easy entry into tight spots.

Cat. No.	Model No.	Size		Pipe Capacity		Weight kg	Std. Pack
		Inch	mm	Inch	mm O.D.		
89435	14	14	350	2	60	1,0	6
89440	18	18	450	2 1/2	76	2,6	6
89445	24	24	600	3	89	4,4	6



No. 10

Rapwrench®

- With a deeper and broader hook jaw housing provides a smooth, flat surface that is ideal for occasional use as a hammer.

Cat. No.	Model No.	Size		Pipe Capacity		Weight kg	Std. Pack
		Inch	mm	Inch	mm O.D.		
31395	10	10	250	1 1/2	48	0,9	6



Spud Wrench

- Features narrow jaws to fit into tight places.
- Smooth, toothless jaws.
- Ideal for square or rectangular stock.

Cat. No.	Model No.	Size		Pipe Capacity		Weight kg	Std. Pack
		Inch	mm	Inch	mm O.D.		
31400	—	12	300	3/8 - 2 5/8	10 - 67	1,1	6



No. 14

RapidGrip®

- Designed to provide fast & secure clamping.
- True one-hand operation.
- Spring-loaded hookjaw provides rapid ratcheting action.

Cat. No.	Model No.	Size		Pipe Capacity		Weight kg	Std. Pack
		Inch	mm	Inch	mm O.D.		
10348	10	10	250	1 1/2	48	1,0	1
10358	14	14	350	2	60	1,6	1

Aluminium wrenches

- Nearly 40% lighter than comparable cast-iron models of the same size.
- Jaws and all other parts identical to RIDGID® heavy-duty wrenches.



No. 814

Aluminium Straight Pipe Wrench

Cat. No.	Model No.	Size		Pipe Capacity		Weight kg	Std. Pack
		Inch	mm	Inch	mm O.D.		
31090	810	10	250	1 1/2	48	0,4	6
47057	812	12	300	2	60	0,7	6
31095	814	14	350	2	60	1,1	6
31100	818	18	450	2 1/2	76	1,7	6
31105	824	24	600	3	89	2,7	6
31110	836	36	900	5	141	5,0	1
31115	848	48	1200	6	168	8,4	1



No. E-914

Aluminium End Pipe Wrench

Cat. No.	Model No.	Size		Pipe Capacity		Weight kg	Std. Pack
		Inch	mm	Inch	mm O.D.		
90107	E-910	10	250	1 1/2	48	0,4	6
90117	E-914	14	350	2	60	1,1	6
90122	E-918	18	450	2 1/2	76	1,7	6
90127	E-924	24	600	3	89	2,7	6



No. 14

Aluminium Offset Pipe Wrench

Cat. No.	Model No.	Size		Pipe Capacity		Weight kg	Std. Pack
		Inch	mm	Inch	mm O.D.		
31120	14	14	350	2	60	0,9	6
31125	18	18	450	2 1/2	76	1,6	6
31130	24	24	600	3	89	2,7	6



No. 18

Aluminum RapidGrip®

Cat. No.	Model No.	Size		Pipe Capacity		Weight kg	Std. Pack
		Inch	mm	Inch	mm O.D.		
12693	14	14	350	2	50	1,0	6
12698	18	18	450	3	75	2,2	6



Wrench Parts

For additional wrench parts, see Hand Tool Parts Catalogue



Wrench Size			Handle Assembly			Nut	Pin	Heel Jaw & Pin Assembly	Coil & Flat Spring Assembly	Hook Jaw
			Straight Iron	End Iron	Straight Aluminium					
Str.	End	Pipe Cap.	Cat. No.	Cat. No.	Cat. No.	Cat. No.	Cat. No.	Cat. No.	Cat. No.	Cat. No.
6	E-6	3/4	31420	31470	—	31570	31575	31560	31565	31555
8	E-8	1	31425	31475	—	31595	31600	31585	31590	31580
10	E-10	1 1/2	31430	31480	31510	31615	31625	31610	31620	31605
12	E-12	2	31435	31485	—	31645	31650	31635	31640	31630
14	E-14	2	31440	31490	31515	31665	31650	31635	31660	31655
18	E-18	2 1/2	31445	31495	31520	31685	31690	31675	31680	31670
24	E-24	3	31450	31500	31525	31710	31715	31700	31705	31695
36	E-36	5	31455	31505	31530	31735	31740	31725	31730	31720
48	—	6	31460	—	31535	31760	31765	31750	31755	31745
60	—	8	31465	—	—	31785	31790	31775	31780	31770
10 Rapwrench®	—	1 1/2	32775	—	—	31615	31625	31610	31620	31605

Chain Wrench

- A double jaw gives fast, ratchet-like action in either direction.
- Heavy duty models have replaceable alloy steel jaws.
- The light-duty model has a one-piece forged alloy steel handle and jaw.
- Ideal for use in close quarters.

Cat. No.	Model No.	Type	Length mm	Size		Pipe Capacity		Chain Length		Weight kg	Std. Pack
				Inch	mm O.D.	Inch	mm	Inch	mm		
31310	C-12	Light-Duty	300	2	60	4	100	15 3/4	390	0,8	1
31315	C-14	Heavy-Duty	320	2	60	5	125	18 1/2	460	1,2	1
31320	C-18	Heavy-Duty	435	2 1/2	76	5	125	20 1/4	500	2,7	1
31325	C-24	Heavy-Duty	580	3	89	5	125	20 1/4	500	3,7	1
31330	C-36	Heavy-Duty	700	4 1/2	110	7 1/2	185	29	725	7,1	1



No. C-14

Replacement Chains

Model No.	Handle assy	Jaw assy	Pin	Chain assy
C-12	32525	—	32535	32530
C-14	32540	32550	32560	32545
C-18	32565	32575	32580	32570
C-24	32585	32590	32580	32570
C-36	32595	32600	32610	32605

Strap Wrench

- Designed for clamping polished pipe.
- Strong, woven nylon strap gives tight grip.
- Polyurethane-coated strap prevents scratching.
- Replacement straps available.

Cat. No.	Model No.	Strap Length		Strap Width		Pipe Capacity		Tube Capacity O.D.		Weight kg	Std. Pack
		Inch	mm	Inch	mm	Inch	mm	Inch	mm		
31335	1	17	425	1/2	12	2	60	3 1/2	90	0,5	1
31340	2	17	425	1 1/8	30	2	60	3 1/2	90	0,8	1
31345	2	30	760	1 1/8	30	2	60	5 1/2	135	0,8	1
31350	2	24	600	1 1/8	30	2	60	5 1/2	135	0,8	1
31355	2P*	17	425	1 1/16	27	2	60	3 1/2	90	0,8	1
31360	5	29 1/4	750	1 3/4	45	5	141	7	175	0,9	1
31365	5	48	1200	1 3/4	45	5	141	12	300	0,9	1
31370	5P*	29 1/4	750	1 3/4	45	5	141	5 1/2	135	1,0	1

*Models available for plastic pipe.

Replacement straps

Cat. No.	Model No.	Handle assy	Pin	Strap
31335	1 (17")	32005	32010	31990
31340	2 (24")	32040	32045	32015
31345	2 (30")	32040	32045	32020
31350	2 (48")	32040	32045	32025
31355	2p	32040	32045	32035
31360	5	32075	32080	32050
31365	5	32075	32080	32055
31370	5p	32075	32080	32065



No. 2

Hex Wrench

- Hex jaw design gives multi-sided, secure grip.
- Hex nuts, square nuts, unions, and valve packing nuts.
- The extra-wide opening offset model is ideal for securing drain nuts on sinks and tubs.

Cat. No.	Model No.	Type	Length		Capacity		Tube Capacity	Weight kg	Std. Pack
			Inch	mm	Inch	mm			
31305	E-110	Offset	9 1/2	240	1 1/8 - 2 5/8	29 - 67	—	0,6	6
31275	17	Straight	14 1/2	362	5/8 - 1 1/4	16 - 30	—	2,0	6
31280	25	Straight	20	500	1 - 2	25 - 50	—	4,0	6



No. E-110

2-Handle Wrench

- Chrome-vanadium steel.
- Induction hardened jaws.



"S" Jaws Model

Cat. No.	Model No.	Size		Pipe Capacity		Weight kg	Std. Pack
		Inch	mm	Inch	mm O.D.		
19261	S - 1/2"	9 1/2	245	1/2	35	0,4	6
19271	S - 1"	12 1/2	320	1	42	0,8	6
19281	S - 1 1/2"	16 1/2	415	1 1/2	60	1,4	6
19291	S - 2"	21	534	2	70	2,6	6
19301	S - 3"	25	630	3	120	4,2	6



45° Jaws Model

Cat. No.	Model No.	Size		Pipe Capacity		Weight kg	Std. Pack
		Inch	mm	Inch	mm O.D.		
19211	45° - 1/2"	9 1/2	245	1/2	35	0,4	6
19221	45° - 1"	12 1/2	320	1	42	0,8	6
19231	45° - 1 1/2"	16 1/2	420	1 1/2	60	1,4	6
19241	45° - 2"	21	540	2	70	2,7	6
19251	45° - 3"	25	630	3	120	3,5	6



90° Jaws Model

Cat. No.	Model No.	Size		Pipe Capacity		Weight kg	Std. Pack
		Inch	mm	Inch	mm O.D.		
19161	90° - 1"	12	310	1	42	0,8	6
19171	90° - 1 1/2"	16 1/2	420	1 1/2	60	1,4	6
19181	90° - 2"	22	560	2	70	2,7	6
19191	90° - 3"	24 1/2	625	3	105	4,1	6
19201	90° - 4"	29 1/2	750	4	130	4,9	6



Grip Wrench

- 2-Handle wrench with heavy-duty jaws.



Cat. No.	Model No.	Size		Pipe Capacity		Weight kg	Std. Pack
		Inch	mm	Inch	mm O.D.		
18371	1140	8 1/2	215	3/4	27	0,4	6
18381	1141	11	280	1	34	0,7	6
18391	1142	14 3/4	375	1 1/2	48	1,3	6
18401	1143	21 1/2	545	2 1/2	76	2,8	6
27931	1144	28 1/2	720	3 1/2	89	5,3	1

No. 1142

Tongue and Groove Pliers

Cat. No.	Model No.	Type	Length		Capacity		Weight kg	Std. Pack
			Inch	mm	Inch	mm		
62347	707	Tongue and Groove Pliers	7	178	3/4	19	0,2	6
62352	710	Tongue and Groove Pliers	10	254	1 1/2	38	0,5	6
16473	713	Tongue and Groove Pliers	13	330	2 1/2	64	0,9	6
62362	716	Tongue and Groove Pliers	16	406	4	100	1,2	1
80475	734	Water Pump Pliers	10	254	2	51	0,4	6

- Tongue and Groove pliers feature a flush rivet design.
- Provides a stronger tool and allows access to tighter areas.



Water Pump Pliers

- Extremely durable chrome-vanadium steel.
- New jaw design for instant grip on pipe.
- No need to continually squeeze both handles.

Cat. No.	Model No.	Size		Pipe Capacity		Weight kg	Std. Pack
		Inch	mm	Inch	mm O.D.		
18681	175	6 3/4	175	1	34	0,2	6
18691	240	9 1/2	240	1 1/4	43	0,3	6
18701	300	11 3/4	300	1 1/2	48	0,6	6

No. 240



Chain Tongs

- Designed and sized to provide extra leverage for the toughest jobs.
- Forged and heat treated jaws.
- Reversible jaws on all models except for model 3215.
- Hardened chain links & pins.

Cat. No.	Model No.	Pipe Capacity		Length		Breaking Strain		Weight kg	Std. Pack
		Inch	mm O.D.	Inch	mm	lb.	kg		
92660	3215	4 - 18	114 - 457	74 1/2	1892	56.000	25.401	71	1
92665	3229	1/4 - 2 1/2	13 - 73	17 1/2	445	13.800	6.260	5	1
92670	3231	3/4 - 4	26 - 114	22 1/2	572	17.600	7.983	10	1
92675	3233	1 - 6	33 - 168	32	813	20.100	9.117	13	1
92680	3235	1 1/2 - 8	48 - 219	40 1/2	1029	22.000	9.979	18	1
92685	3237	2 - 12	60 - 323	55 1/2	1410	31.000	14.061	30	1



Adjustable Wrenches

- High grade Chrome-Vanadium alloy steel.
- Forged and Heat-treated for durability.
- Cobalt plated finish to reduce rust and corrosion.
- Jaw scales in SAE and metric for quick adjustment.
- Plumber's wide-mouth adjustable wrenches provide extended tapered jaws and a compact handle for hard to reach areas.

Cat. No.	Model No.	Description	Length		Capacity		Weight kg	Std. Pack
			Inch	mm	Inch	mm		
86902	756	Adj. wrench	6	150	3/4	20	0,1	1
86907	758	Adj. wrench	8	200	7/8	25	0,2	1
86912	760	Adj. wrench	10	250	1 1/8	30	0,3	1
86917	762	Adj. wrench	12	300	1 5/16	35	0,6	1
86922	765	Adj. wrench	15	375	1 11/16	40	1,3	1
86927	768	Adj. wrench	18	450	2 1/16	50	2,3	1
86932	774	Adj. wrench	24	600	2 7/16	60	4,2	1
16503	776	Plumber's wide-mouth Adj.	6	150	7/8	25	0,4	2
16508	777	Plumber's wide-mouth Adj.	8	200	1 1/8	30	0,5	2
16513	778	Plumber's wide-mouth Adj.	10	250	1 5/16	35	0,7	2



Compound Leverage Pipe Wrench

- Unique design multiplies the turning force applied to a pipe.
- Ideal for freeing locked couplings and joints frozen by age or damage.

Cat. No.	Model No.	Pipe Capacity		Weight kg	Std. Pack
		Inch	mm O.D.		
31375	S-2	2	60	3,3	1
31380	S-4A	5	141	15,2	1
31385	S-6A	6	168	20,6	1
31390	S-8A	8	219	31,1	1



Internal Wrench

- Designed for holding closet spuds and bath, basin and sink strainers through 2".
- Use to install or extract 1" through 2" nipples.
- Jaws expand by eccentric action and are reversible for various sizes.



Cat. No.	Model No.	Capacity		Weight kg	Std. Pack
		Inch	mm		
31405	342	1 - 2	25 - 50	0,7	1

Basin Wrenches

- Spring-loaded jaws of forged alloy steel provide fast, one-hand ratcheting.
- Tension plug holds head in any position up to 90° angle.
- Telescopic shanks on Nos.1017 and 1019 quickly adjust for lengths from 10" to 17".

Cat. No.	Model No.	Type	Length		Capacity		Weight kg	Std. Pack
			Inch	mm	Inch	mm O.D.		
31170	1010	Basin Wrench	10	250	3/8 - 1 1/4	17 - 43	0,8	1
31175	1017	Telescopic	10 - 17	250 - 425	3/8 - 1 1/4	17 - 43	0,9	1
31180	1019	Telescopic	10 - 17	250 - 425	1 1/4 - 2 1/2	43 - 76	0,9	1



Plumber's Wide- Mouth Adjustable



Portable Tristand Vices

- Integral legs and tray fold in for easy carrying and setup.
- Large vice base overhangs front legs for clear tool swing.
- Complete with slots for hanging tools, pipe rest, three pipe benders, and ceiling brace screw.

Tristand with Yoke Vice



Cat. No.	Model No.	Pipe Capacity		Weight kg	Std. Pack
		Inch	mm		
40130	40-A	1/8 - 2 1/2	10 - 76	22,0	1

Tristand with Chain Vice

- No. 425 is lightweight and compact and features a 'quick grab' self-locking latch and carrying handle for ease of transport.
- No. 460 features a larger work surface for increased pipe capacity and a receding ceiling jack.

Cat. No.	Model No.	Pipe Capacity		Weight kg	Std. Pack
		Inch	mm		
16703	425	1/8 - 2 1/2	3 - 60	14,5	1
72037	460	1/8 - 6	10 - 168	21,4	1



No. 425



No. 460



No. 460



No. 425

Top Screw Stand Chain Vice

- Sturdy cast-iron frame.
- Hardened alloy steel jaws.
- Equipped with pipe rest, pipe bender, and tool tray.
- Legs and connecting pipe not furnished.



Cat. No.	Model No.	Pipe Capacity		Weight kg	Std. Pack
		Inch	mm		
40165	560	1/8 - 5	10 - 141	11,7	1



No. 425



No. 460

Bench Chain Vices

- Rugged cast-iron base.
- Hardened alloy steel jaws.
- Handy pipe rest, and bender.
- Capacities of 1/8" through 8".
- Two models available for plastic pipe.
- Toothless jaws are neoprene-coated to prevent scoring of pipe.



Cat. No.	Model No.	Pipe Capacity		Weight kg	Std. Pack
		Inch	mm		
40185	BC210	1/8 - 2 1/2	10 - 76	3,5	1
40195	BC410	1/8 - 4	10 - 114	6,7	1
40190	BC210P*	1/2 - 2 1/8	15 - 70	3,4	1
40200	BC410P*	1/2 - 4 1/2	15 - 110	6,6	1
40205	BC510	1/8 - 5	10 - 141	6,8	1
40210	BC610	1/4 - 6	14 - 168	11,1	1
40215	BC810	1/2 - 8	21 - 219	17,3	1

* For plastic pipe and tube.

Bench Yoke Vices

- Yoke and base made of strong, cast iron.
- Hardened alloy steel jaws.
- Convenient pipe rest and bender.



Cat. No.	Model No.	Pipe Capacity		Weight kg	Std. Pack
		Inch	mm		
40080	21	1/8 - 2	10 - 60	4,0	1
40085	22	1/8 - 2 1/2	10 - 76	5,9	1
40090	23	1/8 - 3	10 - 89	9,0	1
40100	25	1/8 - 4	10 - 114	12,6	1
40110	27	1/8 - 6	10 - 168	29,6	1

Portable Yoke Vices

- Made of durable cast iron.
- Hardened alloy steel jaws.
- Easily attaches to workbench or post.
- Fits 4" plank.



Cat. No.	Model No.	Pipe Capacity		Weight kg	Std. Pack
		Inch	mm		
40125	39	1/8 - 2 1/2	10 - 76	7,0	1

Pipe Welding Vices

- Made of durable performance-proven material.
- Designed to resist strain, heat, and warpage during tacking.
- Machined swivel nuts and pins.
- Special chain screws, give smooth and trouble-free assembling of the vice onto pipe.

Cat. No.	Model No.	Description	Pipe Capacity		Weight kg	Std. Pack
			Inch	mm		
40220	461	Straight Pipe Welding Vice	1/2 - 8	21 - 219	7,0	1
40225	462	Angle Pipe Welding Vice	1/2 - 12	21 - 324	8,4	1
40230	463	Elbow Pipe Welding Vice	2 1/2 - 8	76 - 219	6,4	1
40235	464	Flange Pipe Welding Vice	2 1/2 - 8	76 - 219	7,8	1

No. 461
Straight Pipe Welding Vice

No. 462
Angle Pipe Welding Vice

No. 463
Elbow Pipe Welding Vice

No. 464
Flange Pipe Welding Vice



Workbenches

- Heavy duty construction.
- Tough wood working surface which has been specially treated to resist water and dust.
- The legs are of tubular construction designed to carry heavy loads.
- The benches are simple to erect and dismantle and easy to transport.
- Available in 3 sizes.

Model 1100 Worktable



Cat. No.	Model No.	Size cm	Table Top Thickness mm	Height cm	Weight kg	Std. Pack
16601	1100	83 x 50	30	80,0	21,0	1

Model 1300 Worktable



Cat. No.	Model No.	Size cm	Table Top Thickness mm	Height cm	Weight kg	Std. Pack
16361	1300	108 x 62	25	83,6	34,0	1

Model 1400 Worktable

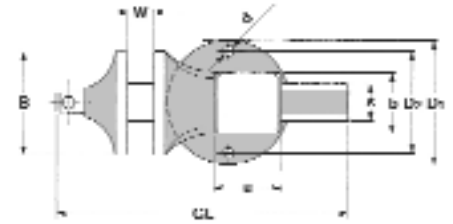


Cat. No.	Model No.	Size cm	Table Top Thickness mm	Height cm	Weight kg	Std. Pack
15841	1400	107 x 75	35	84,0	40,0	1

RIDGID Peddinghaus

RIDGID® Peddinghaus vices reknowned for quality and durability, produced in Germany for over 100 years.

- All forged steel construction 3 times stronger than cast iron.
- Hardened and serrated jaws for maximum durability.
- Large hardened anvil you can really use.
- Machined and hardened sliding surfaces.
- Rolled twin start Acme thread for precise operation and longevity.
- Removable steel spindle nut.
- Measuring scale.



Matador

- Professional bench vice for the workshop.



Cat. No.	Model No.	Pipe Capacity	Matador: dimensions mm (see drawing)								Weight kg
			B	W	GL	S	axb	D1	D2	d	
10803	100	—	100	125	270	36	65 x 60	120	90	11	6,0
10804	120	—	120	150	340	50	75 x 70	150	115	14	10,0
10805	140	—	140	200	440	55	95 x 90	180	145	14	18,0
10806	160	—	160	225	500	65	120 x 110	180	145	14	25,0
10807	180	—	180	225	500	65	120 x 110	180	145	14	26,0

Superior

- Professional vice with built-in pipe jaws for the installation industry.



Cat. No.	Model No.	Pipe Capacity	Superior: dimensions mm (see drawing)								Weight kg
			B	W	GL	S	axb	D1	D2	d	
10814	120	3/8" - 3"	120	150	340	50	75 x 70	150	115	14	10,0
10815	140	1/2" - 3 1/2"	140	200	440	55	95 x 90	180	145	14	18,0
10816	160	1/2" - 4"	160	225	500	65	120 x 110	180	145	14	25,0

Junior

- Medium-duty vice for the professional and serious DIY-er.



Cat. No.	Model No.	Pipe Capacity	Junior: dimensions mm (see drawing)								Weight kg
			B	W	GL	S	axb	D1	D2	d	
10808	120	—	120	130	330	50	75 x 70	150	115	14	10,0
10809	140	—	140	180	430	55	95 x 85	180	145	14	18,0



360° Swivel Bases

- Allows vice to lock securely in any position.



Cat. No.	Type	Weight kg	Std. Pack
10213	Swivel Base - Matador 100	0,9	1
10214	Swivel Base - Matador 120	1,3	1
10215	Swivel Base - Matador 140 / 180	3,0	1
10217	Swivel Base - Junior 120	1,3	1
10218	Swivel Base - Junior 140	3,0	1
10616	Swivel Base - Superior 120	1,3	1
10617	Swivel Base - Superior 140/160	3,0	1

Clamping Screws

- For attaching vices to the bench.



Cat. No.	Type	Weight kg	Std. Pack
10223	Clamping Screw - Matador 100	1,4	1
10224	Clamping Screw - Matador 120	2,1	1
10225	Clamping Screw - Junior 120	2,1	1
10730	Clamping Screw - Superior 120	2,1	1

Mechanical Elevators

- Serve to raise or lower the vice to the correct working height.



Height adjustment: 200 mm.

Cat. No.	Type	Weight kg	Std. Pack
10313	Mechanical Elevator - Matador 100	13,0	1
10314	Mechanical Elevator - Matador 120	13,0	1
10315	Mechanical Elevator - Matador 140 / 180	13,0	1
10725	Mechanical Elevator - Superior 120	13,0	1
10726	Mechanical Elevator - Superior 140 / 160	13,0	1
10733	Mechanical Elevator - Junior 120	13,0	1
10734	Mechanical Elevator - Junior 140	13,0	1

Automatic Elevators



Height adjustment: 300 mm.


Cat. No.	Type	Weight kg	Std. Pack
10323	Automatic Elevator - Matador 100	15,0	1
10324	Automatic Elevator - Matador 120	15,0	1
10325	Automatic Elevator - Matador 140	15,0	1
10335	Automatic Elevator - Matador 160 / 180	15,0	1
10727	Automatic Elevator - Superior 120	15,0	1
10728	Automatic Elevator - Superior 140	15,0	1
10729	Automatic Elevator - Superior 160	15,0	1
10731	Automatic Elevator - Junior 120	15,0	1
10732	Automatic Elevator - Junior 140	15,0	1

Peddi-Lift

- Mechanical elevator folds away under workbench to leave bench top free for other work.




Cat. No.	Type	Weight kg	Std. Pack
10331	Peddi-Lift Only	14,0	1
10337	Peddi-Lift with Matador 120	24,0	1



Multiplus

Professional multipurpose vice with bending and straightening attachment.

- Suitable for bending steel, stainless steel and hydraulic pipes and straightening steel strips.
- A force of 2,5 / 3,5 tons is applied by the spindle of the Multiplus 120 / 160, allowing bends of AISI 304 stainless steel pipe up to 22 / 28 mm with 1,5 mm wall thickness.
- Supplied complete and ready to use with 15 mm - 18 mm - 22 mm formers, straightening anvil and 2 corner supports.



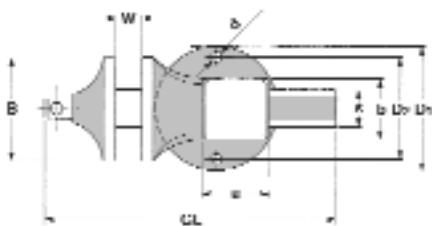
Its unique design and built-in quality features make it one of the most desirable handtools of the past decades. A real 3 in 1 tool capable of clamping, bending and straightening.

Cat. No.	Model No.	Pipe Capacity	Multiplus: dimensions mm (see drawing)								Weight kg
			B	W	GL	S	axb	D1	D2	d	
35821	120	—	120	140	390	50	75 x 75	150	115	14	20,0
15318	160	—	160	240	535	65	120 x 110	180	145	14	37,0

Accessories

Cat. No.	Model No.	Description	Radius	Multiplus 120	Multiplus 160	Weight kg	Std. Pack
83636	—	Former 12 mm	62 mm	+	+	0,8	1
83556	—	Former 15 mm	62 mm	x	x	1,0	1
83566	—	Former 18 mm	77 mm	x	x	2,0	1
83576	—	Former 22 mm	114 mm	x	x	2,0	1
83646	—	Former 28 mm	114 mm	N/A	+	2,0	1
83606	—	Straightening Tool	—	x	x	1,5	1

x = standard, + = option, N/A = not available



Snap-On Jaws

RIDGID® Peddinghaus snap-on jaws adapt your Matador vice to handle any kind of job, securely and safely clamping the workpiece.



Snap-On Steel Pipe Jaws



Snap-On Plastic Jaws



Snap-On Steel Jaws



Snap-On Steel Prismatic Jaws

Cat. No.	Type	Weight kg	Std. Pack
10834	Pipe Jaw - 120	0,5	1
10835	Pipe Jaw - 140	0,7	1
10836	Pipe Jaw - 160	0,9	1
10837	Pipe Jaw - 180	1,0	1
10844	Set of 2 Plastic Jaws - 120	0,4	1
10845	Set of 2 Plastic Jaws - 140	0,5	1
10846	Set of 2 Plastic Jaws - 160	0,5	1
10847	Set of 2 Plastic Jaws - 180	0,6	1
10874	Set of 2 Steel Jaws - 120	1,8	1
10875	Set of 2 Steel Jaws - 140	1,5	1
10876	Set of 2 Steel Jaws - 160	2,1	1
10884	Set of 2 Prismatic Jaws - 120	1,0	1
10885	Set of 2 Prismatic Jaws - 140	1,3	1
10886	Set of 2 Prismatic Jaws - 160	1,8	1

Pionier Hinged Pipe Vices

- Made from high grade cast iron.
- Replaceable hardened steel jaws.
- Rolled spindle thread.
- Available in three models (2" - 3" - 4").



Cat. No.	Model No.	Description	Capacity		Weight kg
			Inch	mm	
11052	2	Pionier Vice	1/8 - 2	10 - 60	4,3
11053	3	Pionier Vice	1/8 - 3	10 - 89	6,5
11054	4	Pionier Vice	1/8 - 4	10 - 114	10,0

Portable Workstand with Pipe Vice

Portable workstand equipped with pipe vice

- Pipe bending plate.
- Storage shelf for tools and hinged floor board for stability.
- Special safety lock stops workstand accidentally falling forward.



Cat. No.	Model No.	Description	Capacity		Weight kg
			Inch	mm	
12202	2	Pionier Workstand	1/8 - 2	10 - 60	23,0
12203	3	Pionier Workstand	1/8 - 3	10 - 89	30,0

- Model No. 2 bends 1/2" to 1 1/2" pipe.
- Model No. 3 bends 1" to 2" pipe.

Accessories

Cat. No.	Model No.	Description	Capacity		Weight kg
			Inch	mm	
12022	—	Vice clamp for Model No. 2 *	—	—	1,4
12223	—	Vice clamp for Model No. 3*	—	—	1,4

* Both models can be fitted with Matador or Superior Model 120 vices (requires vice clamp).

Anvils

Drop forged steel construction. Ground and hardened top surface.

- Available in weights from 35 kg to 125 kg.
- Models 9 and 12 have tool locating holes.



Twin Horn Anvil



Portable stand fits all anvils
380 x 460 x 550 mm
Cat. No. 14200

Twin Horn anvil - Model No.	5	9	12
Cat. No.	14165	14169	14190
Weight kg	35	75	125
Width of face mm	95	125	130
Length of face mm	205	265	300
Length of each horn mm	135	185	210
Total length mm	475	635	720
Total height mm	200	265	310
Base mm	170 x 195	235 x 275	270 x 345

